



DOG RAMP

User Guide



- 1 Unfold the dog ramp and stretch to its full size
- 2 Rest the foam handles on the the vehicle's tailgate or boot edge
- 3 You **MUST** fasten the carabiner to the vehicle's trunk to avoid any possible ramp movement
- 4 Extend the stairs, so they are at a comfortable angle for your pet




Placing the carabiner like this may cause it to break



Tips for encouraging your dog to use the GoodBoy Dog Ramp:

- Block off the open sides, where the ramp meets the trunk
- Place treats on the steps to tempt your pet to climb up
- If your dog needs encouragement, gently place a paw on the step



For any questions contact us: support@goodboytraining.com



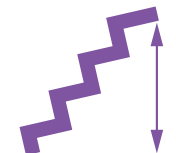
For dogs up to 120lbs.



Weight 7.7 lbs




Folding structure.



Min height: 20"

Max height: 30"

Step rise 6.5" width 16,5"



Integrated carrying handle

Non-slip legs.



Universal Application
Can be used for cars,
beds and suchlike.